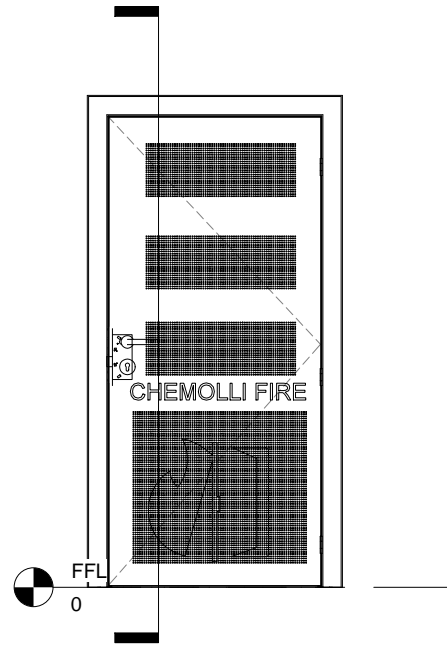
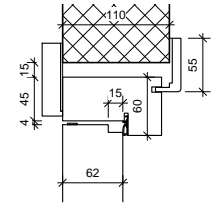




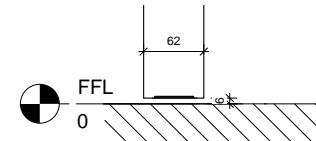
1 3D External View



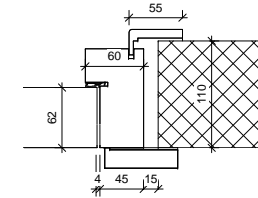
2 Door Elevation
1 : 20



3 Head Detail
1 : 5



4 Undercut Detail
1 : 5



5 Jamb Detail
1 : 5

Additional Information	Vision Panel	Minimum Edge Margin	Maximum Area	Sample Sizes				Maximum Size	
				-	L	H	/	L	H
Round	/	/	/	LPN	839	2100		992	2424
				LP	900	2100		1053	2424
				ET	1020	2160	+15%	1173	2484
Rectangular	/	/	/	FM	1050	2175		1203	2499
				AREA		2.20	+20%		2.64

Rev By	Date	Reason to Revision	Rev No.	Drawing Title: Scheda Tecnica X240 SYSTEM		
				Contract: Chemolli Fire		Drawing No. X240
				Scale: N.T.S.	Requested By:	Drawn By: TM
				Initial Drawing: 17-08-2018	Revision:	

CHEMOLLI FIRE
certified innovations

CHEMOLLI s.a.s. di Eros Chemolli & C.
Via Fitta, 1 - 38062 - Arco (TN)
Warehouse: Via Matteotti, 39 - 38065 - Mori (TN)

+39 0464 518969
+39 0464 244539
info@chemollifire.com

© All items on this drawing are the property of Chemolli Fire and as such are copyrighted by them. No drawing should be copied, edited or retained by another party unless prior written permission is obtained. All scales attached to this drawing are meant as a guide and as such this document should not be scaled from. All dimensions where it is applicable should be checked on site by the contractor prior to commencement of any work.